

Company Presentation

Speaker: Nancy Hsu

Date : August 21, 2024

IR contacting

email: ir@fine-tek.com

Tel: +886-2-22696789 Ext 111



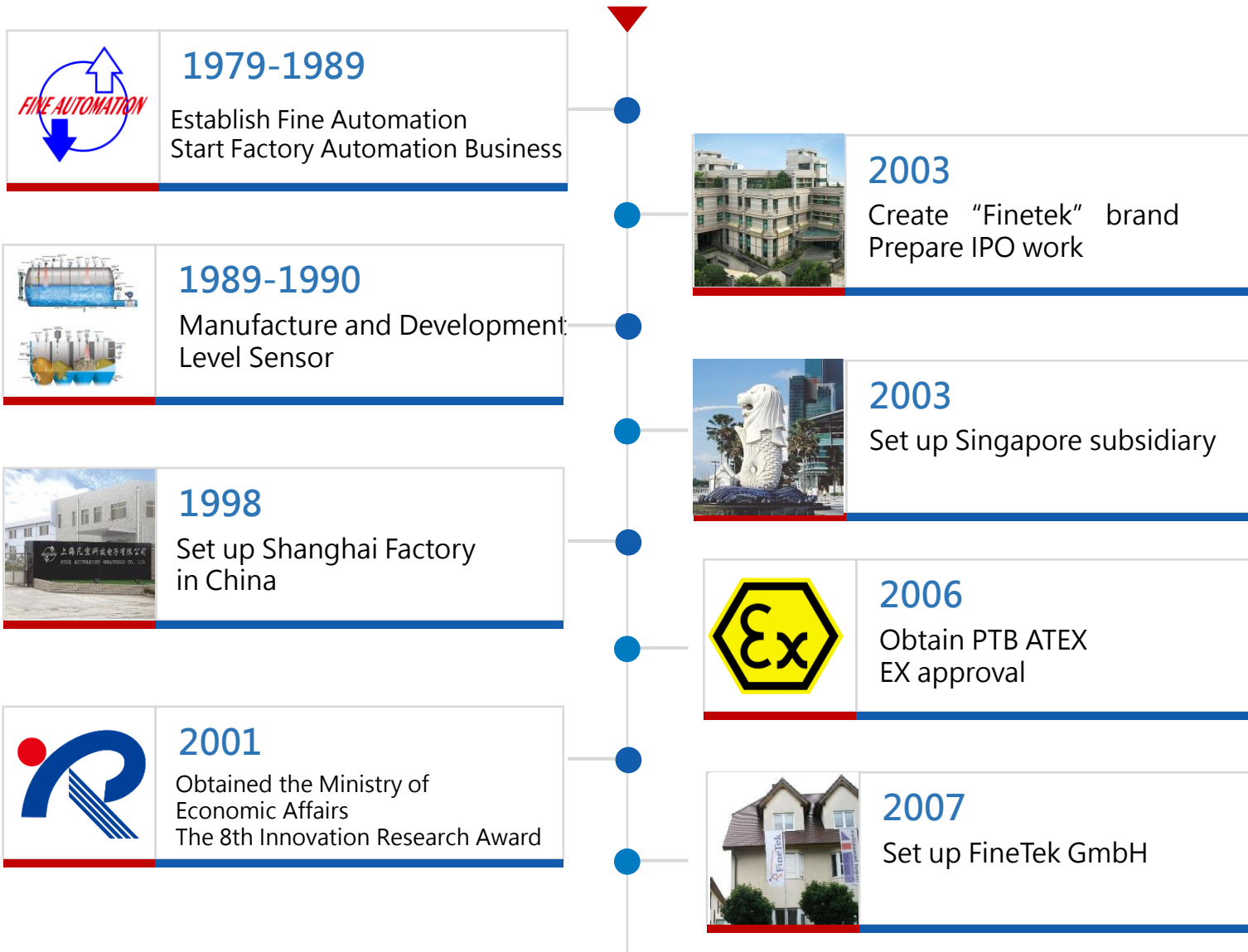
E 環境
Environmental

S 社會
Social

G 治理
Governance

Company History

1979 - 2007



Compay History 2008 - 2017



2008

SME foundation award
1st Employee dividend
distribution



2010

SME TQM award
2nd Employee dividend
distribution



2013

Build up I-Lan Factory
Expand production line
Start Flow Meter production



2014

IPO in December
(Stock no: 4549)



2015

Obtain TAF Certificate
of Flow Meter Laboratory



2016

M&A Germany Mütec



2017

Lean production
Flexible U Line




2017


Pass OIML approval
For Flow Meter




2017
Digital Management
Import new ERP system
PLM · CRM · WIP · BPM



2018
Set up Indonesia factory



2019
Network manage for water
Utility in Taipei City
Develop transmitter of 4G/NBIOT




2020
Complete the public IOT
4G and LoRa application




2021 COVID-19 outbreak
Build 2nd factory
in Tu-Cheng Industrial Park



2021
Finish RD module engineering
application
ESG first year

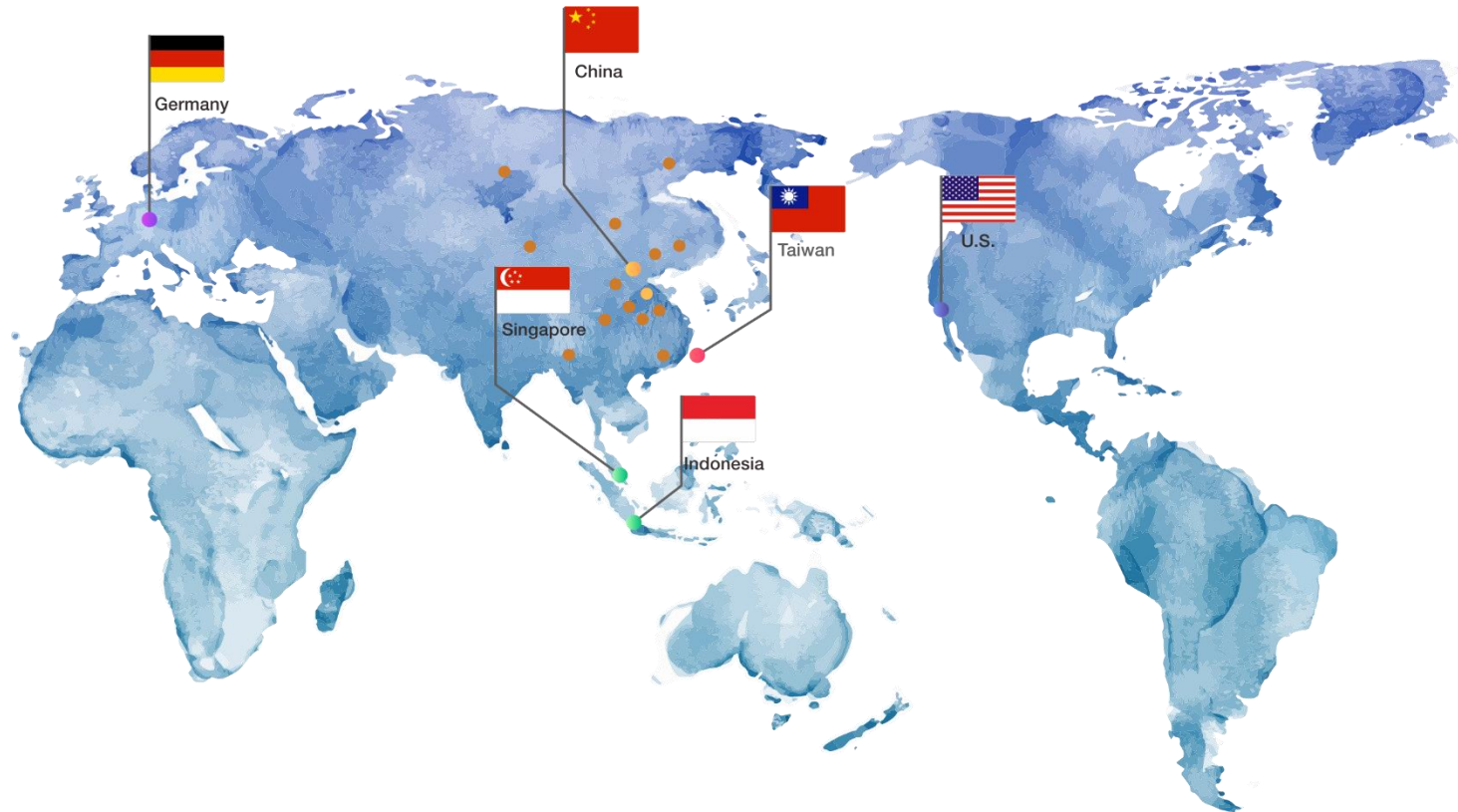
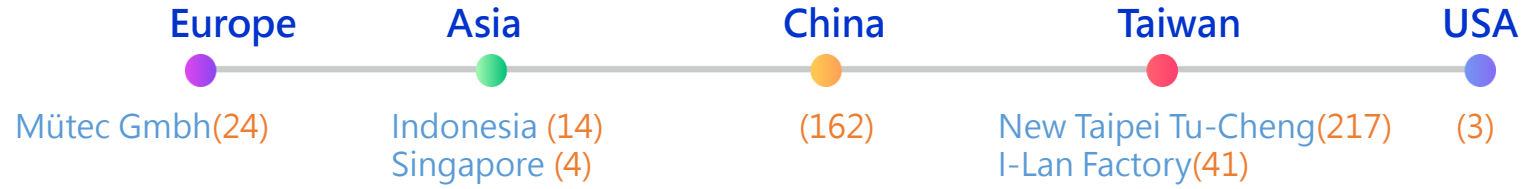


2022
Finish smart electronic water
meters design & type approval



2023
Obtained TAF certification for
the dust measuring field

Number of employees 465 persons





Management ∙ RD ∙ Sales and QA

- Marketing and Business Services Team
- More than 40 R&D team
Research and develop new products and new technologies
- Core component research and development
- Automated Production System design
- Customized product design
- Standard measuring field construction test



- Key components
- Local and overseas customer order
- Overseas subsidiary customer order
- Smart electronic water meter
- New products

- Standard and big volume order
- Flow meter
- Calibration: Weighing method (TAF) + comparison table method test (accuracy up to: 0.02%)
- Supply domestic and foreign market demand
- Provide customer verification service





FINE AUTOMATION CO., LTD.

📍 China Shanghai factory

Sales Branch

Shenyang
Beijing Jinan
Chengdu Zhengzhou
Wuhan Nanjing
Guangzhou



1. Dust Monitor
2. On-Line Moisture Monitoring
3. Hi-End signal Transmitter
4. Electric vehicle battery voltage charging protection



SIL2-Din rail devices



Moisture Measuring System



Mass Flow Measuring System



Flow Monitoring System



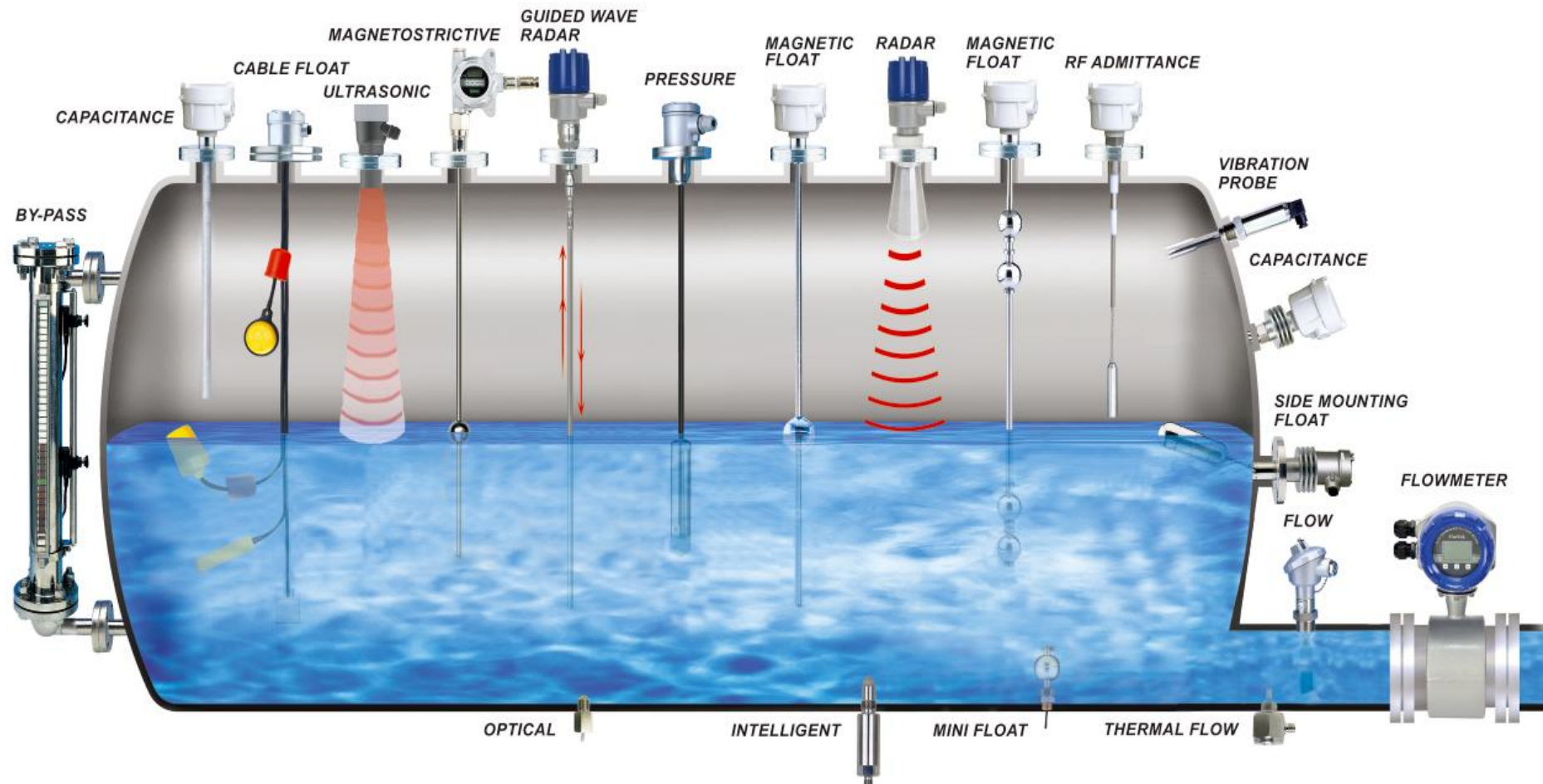
Level Monitoring System

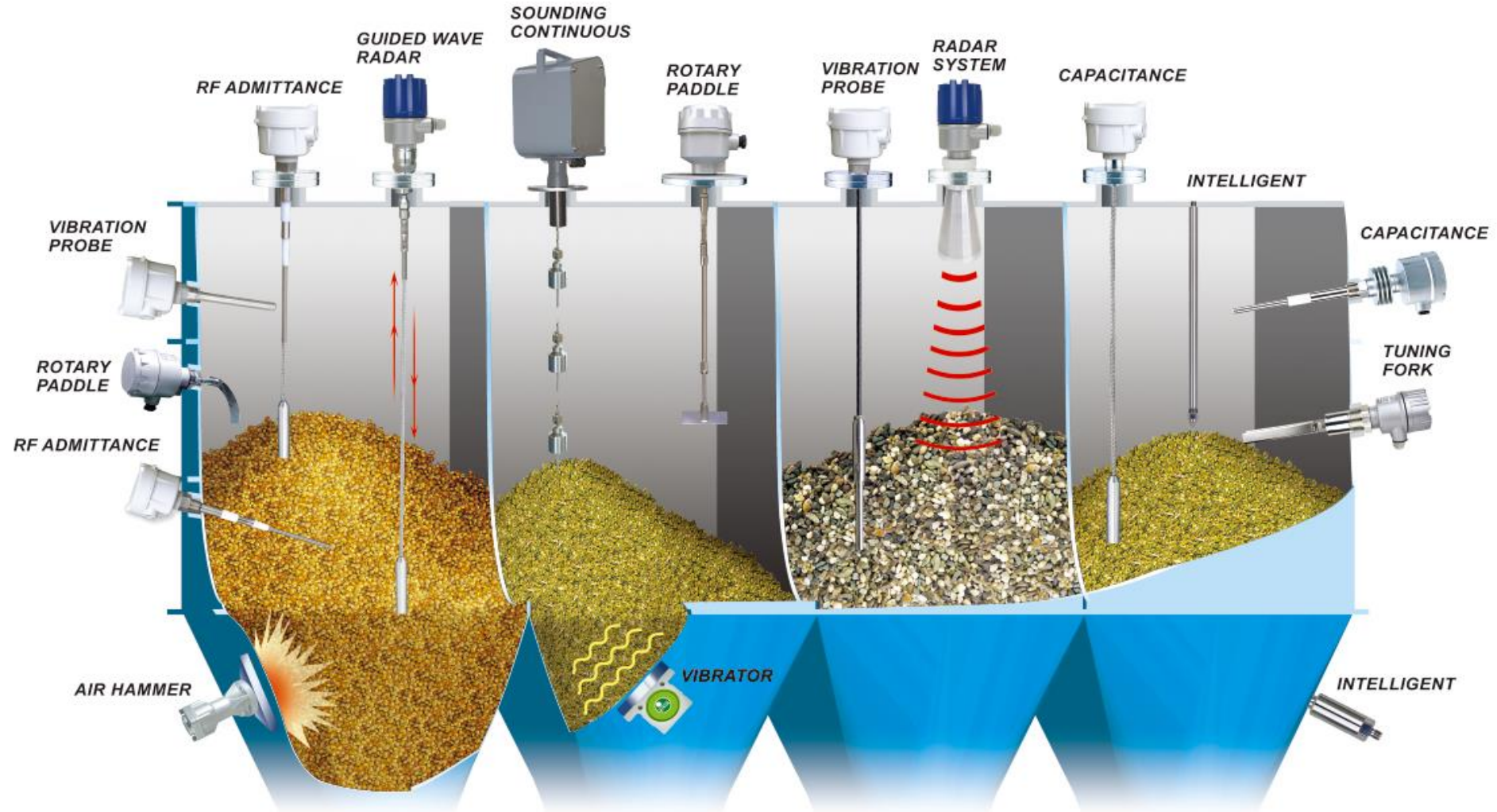




1. Targeted at ASEAN countries
2. Build up human resources to expand scale in ASEAN
3. Localized production reduces import tariffs
4. Disperse production bases to reduce operations risk

Liquid Level Sensor





DN20~DN500



pinch
Ultrasonic flow meter



Paddle type
Stainless Steel/ Plastic



Magnetic type
(Integrated/separate)



Water meter
Cloud communicate



Thermo switch



Moisture Measuring System



Mass Flow Measuring System



Flow Monitoring System



Level Monitoring System

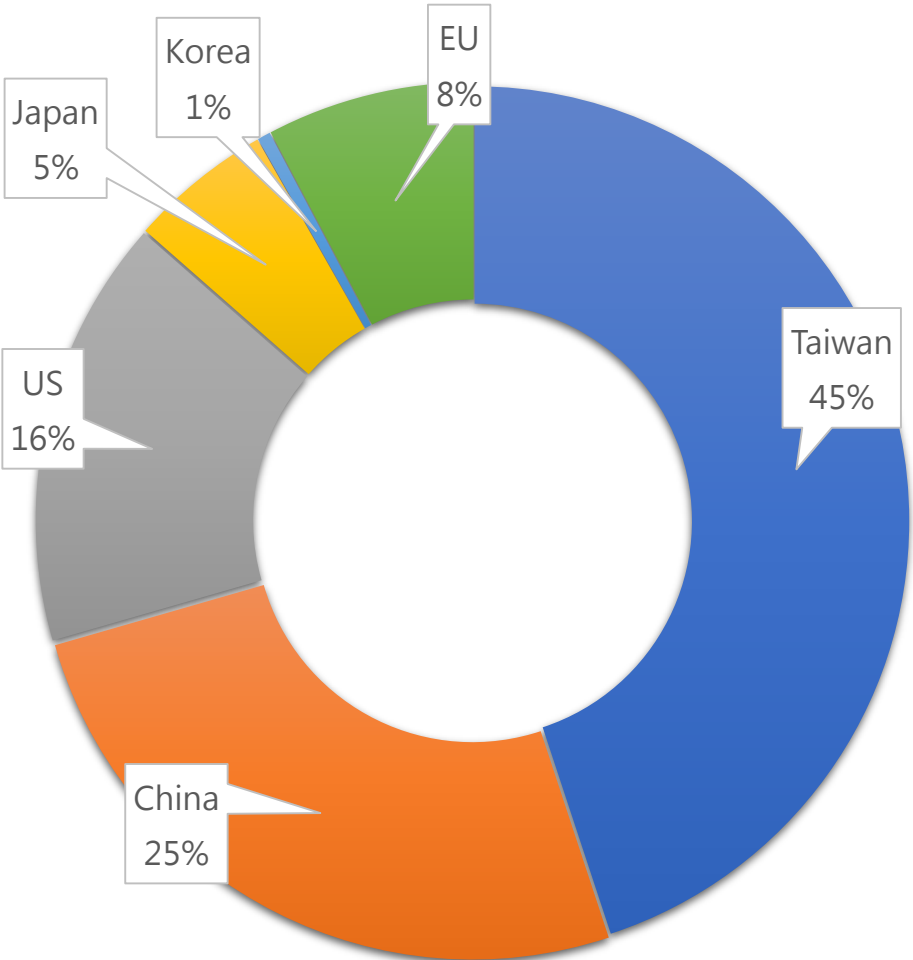


SIL2-Din rail devices



Qty

**212 Patents + 69 Patents in
Announced
(Taiwan 、 China 、 US 、 Germany
and etc.)**

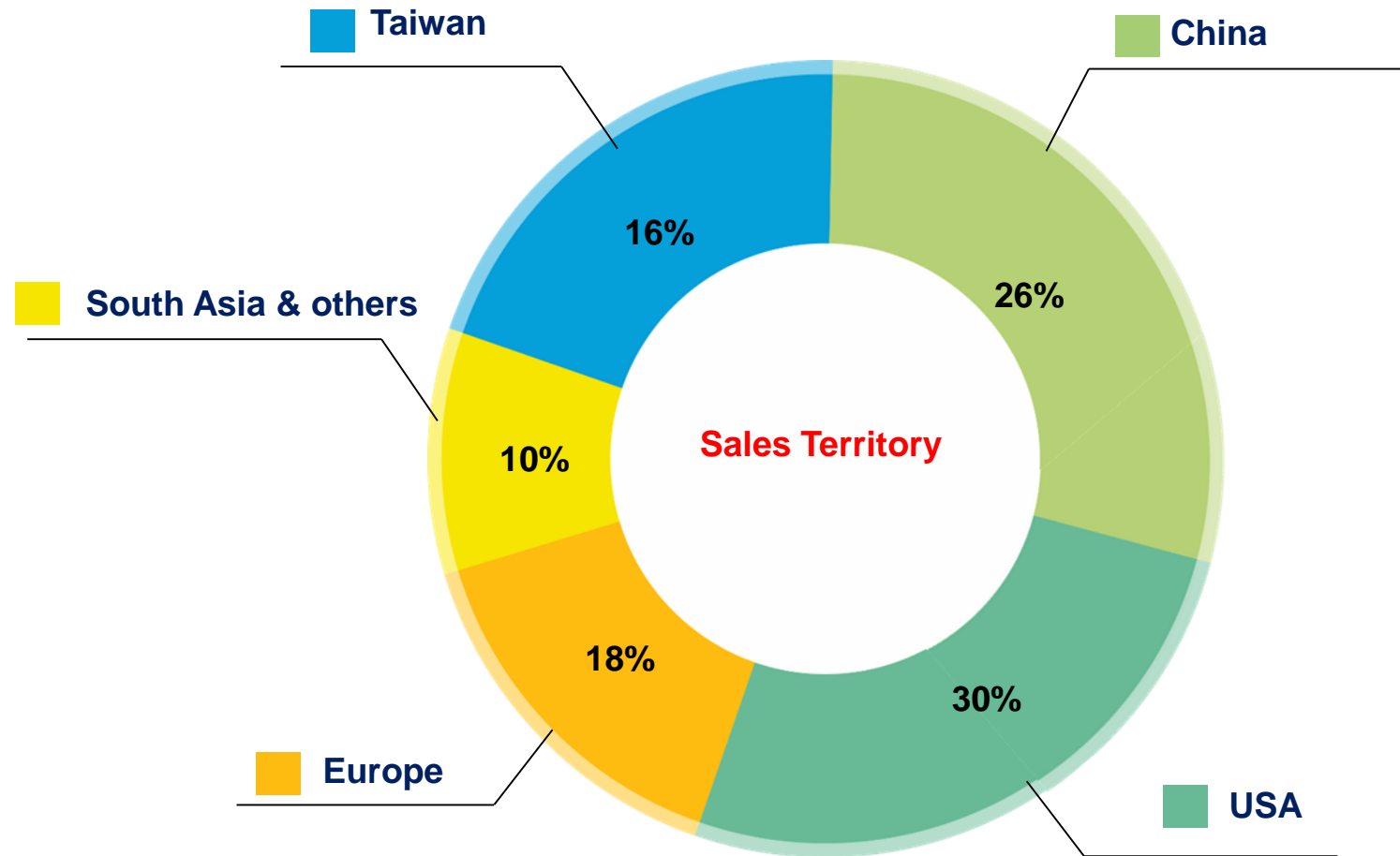


Qty

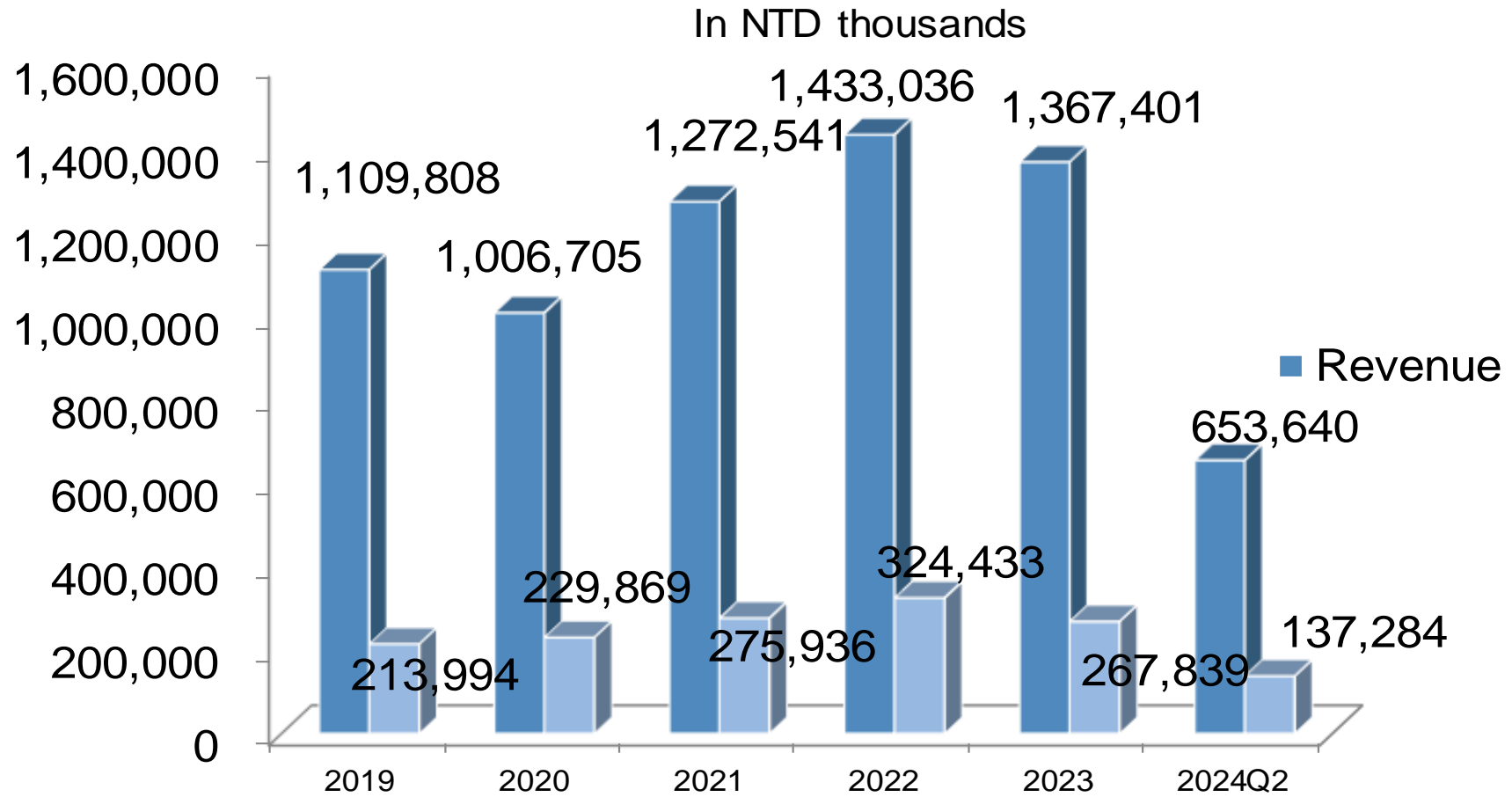
156 Certificates (IECEX、OIML、NCC、SIL、TAF、FDA、ATEX、TS、NEPSI、HART、UL、DNV、BV、ABS、GL、LR、PA、CE...)



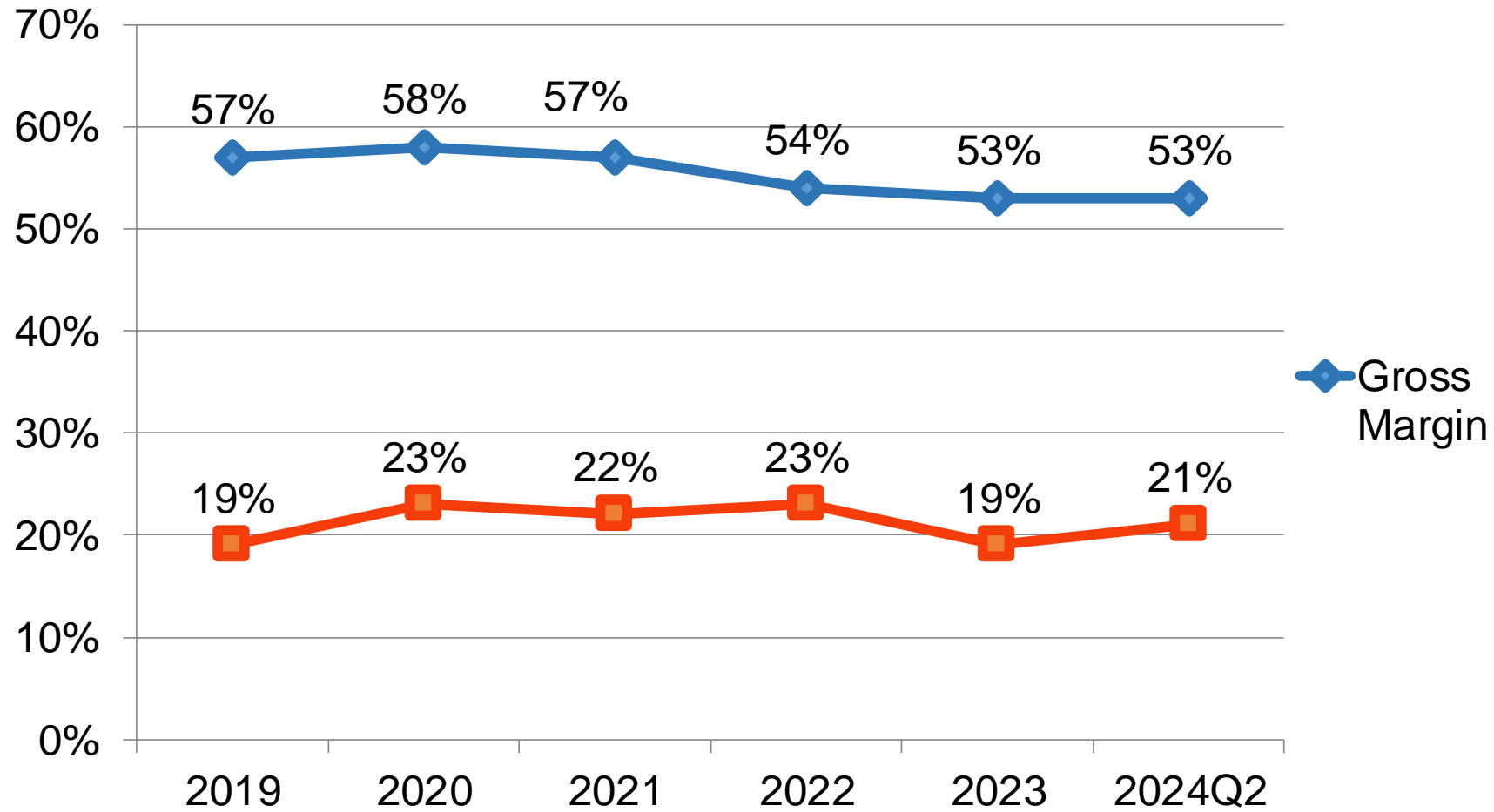
Financial Outlook



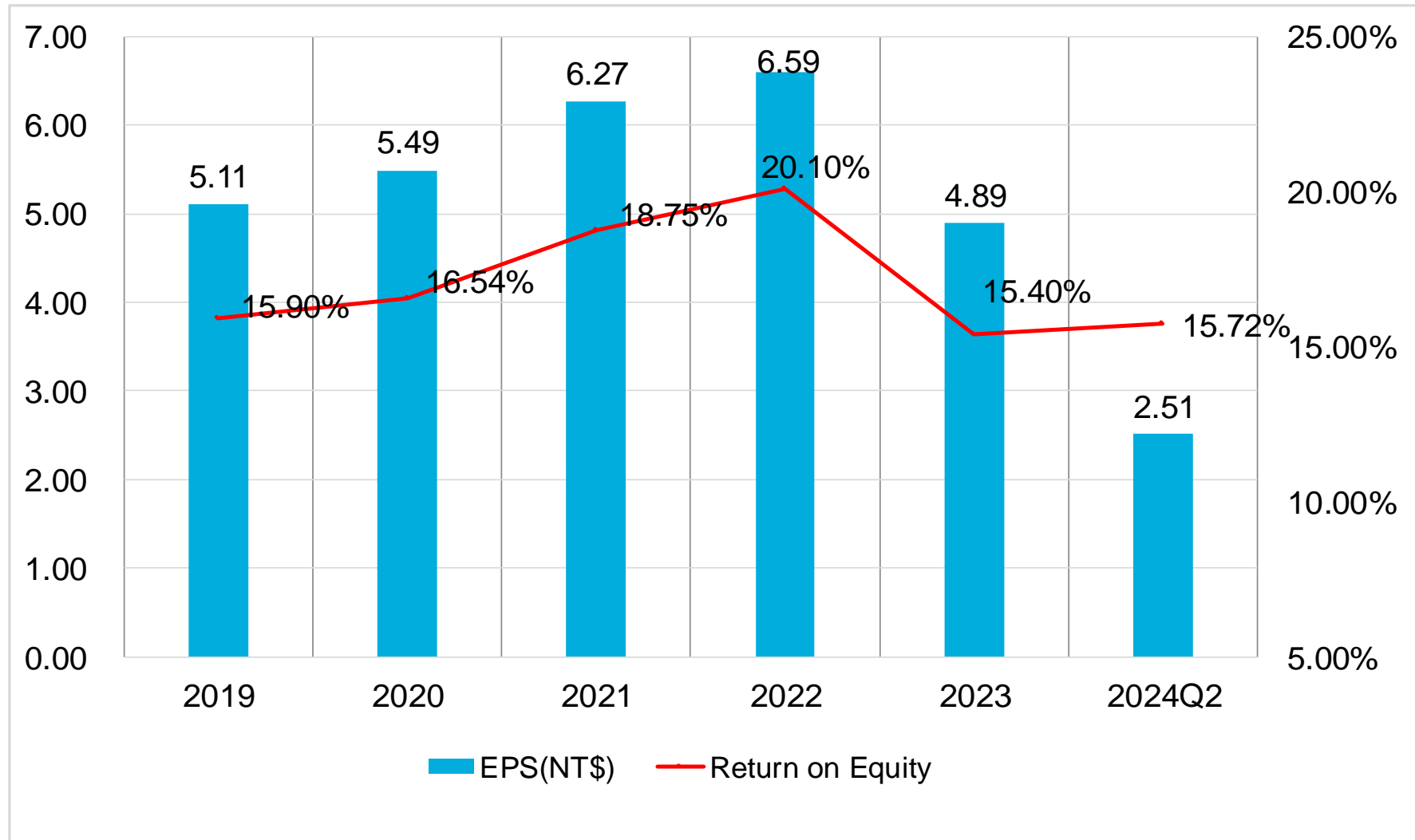
2019 – 2024 Q2 Revenue & Net income



2019 – 2024 Q2 Gross & Net Margin



2019 – 2024 Q2 EPS & ROE(%)



2021 – 2024Q2 Income Statement



In NTD thousands

Item	2021		2022		2023		2024Q2	
	NT\$	%	NT\$	%	NT\$	%	NT\$	%
Sales Revenue	1,272,541	100	1,433,036	100	1,364,401	100	653,640	100
Gross Profit	723,961	57	768,709	54	723,367	53	345,116	53
Operating Income	337,418	27	352,424	25	312,051	23	131,441	20
Non-operating Income and Expenses	27,719	2	68,114	5	38,243	2	38,158	6
Net Income	275,936	22	324,433	23	267,839	19	137,284	21
Earning Per Share	6.27		6.59		4.89		2.51	
Cash dividends	4.1		4.0		4.0		-	
Stock dividends	1.1		1.1		0.2		-	
Payout ratio	83%		77%		86%		-	

2021 – 2024Q2 Balance Sheet



In NTD thousands

Item	2021		2022		2023		2024Q2	
	NT\$	%	NT\$	%	NT\$	%	NT\$	%
Cash and cash equivalents	550,448	27	633,264	28	568,604	26	735,215	31
Receivable	240,786	9	253,359	11	258,469	12	237,399	11
Inventory	210,027	9	253,534	11	224,312	10	239,386	10
Other Current Assets	153,370	6	214,071	10	216,554	9	246,541	9
Property, plant and equipment, Other Non-current Assets	936,585	49	908,174	40	954,640	43	924,552	39
Total Assets	2,091,216	100	2,262,402	100	2,222,579	100	2,383,093	100
Bank Debt	252,000	12	213,087	10	176,923	9	169,231	9
Other Current Liabilities	261,132	13	292,760	13	217,403	9	443,449	9
Other Long-term liabilities	52,579	2	53,960	2	52,365	2	52,539	2
Total Liabilities	565,711	27	559,807	25	446,691	20	665,219	28
Total Equity	1,525,505	73	1,702,595	75	1,775,888	80	1,717,874	72
AR Turnover Days	59		63		69		70	
Inventory Turnover Days	163		157		165		169	
AP Turnover Days	47		51		46		47	

2021 – 2024Q2

Cash Flow



In NTD thousands



Item	2021	2022	2023	2024Q2
Cash flows from operating activities	252,126	292,511	255,783	156,580
Cash flows from investing activities	(44,606)	(24,748)	(91,211)	3,000

Year	Cash	Stock	Total
2024	4.0	0.2	4.2
2023	4.0	1.1	5.1
2022	4.1	1.1	5.2
2021	4	0.5	4.5
2020	4	0	4
2019	4	0.5	4.5
2018	4	0	4

Dividend Policy by cash, pay rate is over 75%

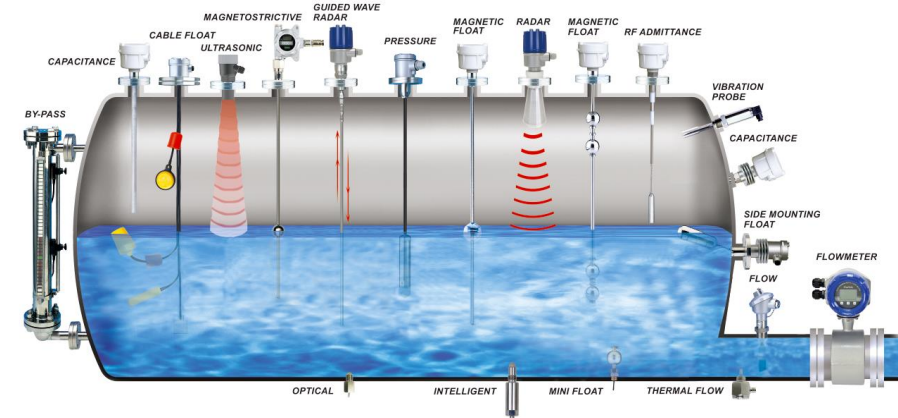
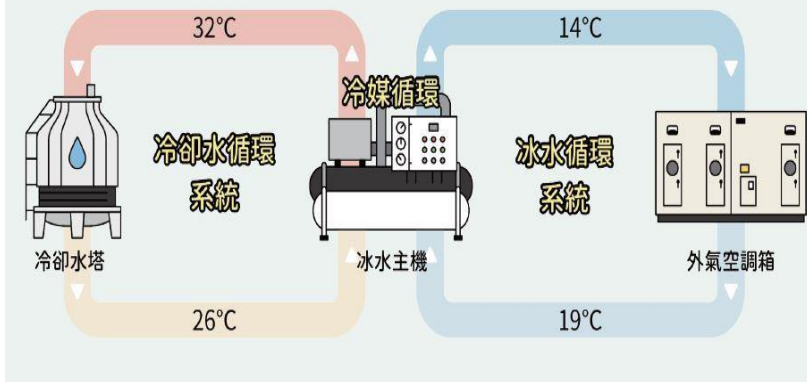
Growth Momentum

- Water treatment industry - smart buildings, recycled water plants, copper foil manufacturing processes
- Semiconductor factories – TSMC, UMC
- AI server - direct liquid cooling (DLC) / immersion cooling sensor
- ESG Zero Carbon Emission Monitoring Business Opportunities



Application of traditional air cooling circulation system

圖一 | 冰水空調系統示意圖 透過冰水循環、冷媒循環，以及冷卻水循環將熱傳遞至戶外。



pinch
Ultrasonic flow meter



Paddle wheel type
Stainless Steel/ Plastic



Magnetic type
(Integrated/separate)




Water meter
Cloud communicate



Thermo
flow switch



Optical Level switch



Level Indicator



Paddle wheel flow meter



Thermal flow meter

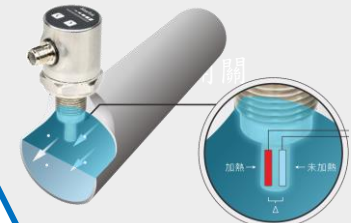


Mini Float Level Switch



AI server cooling
Total solution

Thermal flow switch




Pressure Transducer



Temperature sensor



ODM sensors
customer design



Leaking sensor





Magnetic Flow Meter



Smart Water Meter

Internet



LiveAM 雲端管理系統

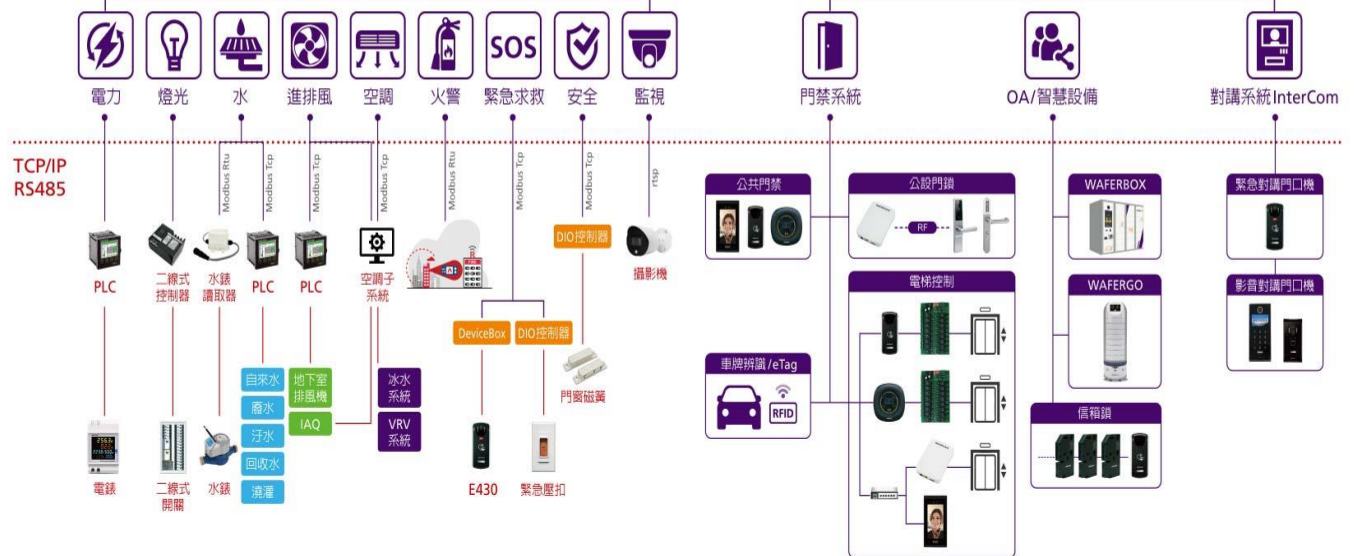


- ① 即時推播
- ② 設施運動
- ③ 遠端控制
- ④ 設備狀態

TCP/IP

WAFLERLOCK BA系統
WebAccess

LiveAM 模組



- Overseas project case of a large feed machinery company
- In vitro diagnostic analyzer business opportunities
- New project of flour, grain and oil group
- New projects for semiconductor factories such as wafers and memory
- Carbon neutral environmental protection industry projects (clean energy, pumped hydro energy storage, etc.)



- **New Float Continuous Sensor – Reduce Costs and Increase Profits**
- **Multifunctional pressure transmitter - increase sales price and expand customer application areas**
- **Separated type of ODM Flow Meter - Adding Customer Applications**



- Revenue growth of 30% in the first half of 2024
- Revenue and profit create new record and sales of high-margin products increase
- Global electric vehicle lithium battery, high-voltage charging safety protection system
- HVT product series has strong order momentum Hydrogen energy business opportunities
- China Petrochemical new plant opportunities



Q & A