



SQ 24 Series Pressure Switch Operation Manua



Before installation, please refer to this operation instruction to familiar with all features of pressure switch. Thanks for your patronage in FineTek products

Features

- Well-operated even under harsh environment
- Options in housing material (all kinds of steel)
- Options in contact material (Silver / Gold)
- Output options in terminals and plug contact
- Cost-effective with high performance
- User-friendly in pressure set-up

Applications

Machinery, lubricate piping, engine system, ventilation, refrigerate industry, automatic, ship-building industry, petrochemicals, food industry, processes control, water treatment and etc.

Installation Guide

1. Avoid dropping or hitting during installation.
 2. Make sure the wires are secured.
 3. IP67 is proofed only with cover protection.
 4. Regular inspection on pressure and signal is recommended if used in safety switch function.
 5. Before usage, please check if power and voltage are normal.
 6. Don't use in air and fluid that tend to clog with viscosity.
 7. Don't use in ambient temperature over 100°C(212°F).
- (Please refer to the membrane temperature in product spec)

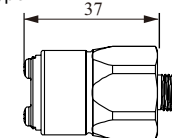
Specifications

- Material: Iron(Yellow Zinc Plated), SUS316, Brass
- Operating Voltage/Contact (Max.): 4A/ 50Vdc, 4A/ 250Vac (UL508)
- Voltage Isolation: 300Volt
- Response Frequency: 2Hz
- Max. Voltage Peak: 1.5KV
- Electrical Connection: Terminal & Socket type & External type
- Membrane Materials/Operation Temp.:
 - NBR (Standard) -10~100°C
 - VITON -10~100°C
 - EPDM -10~100°C
 - NBR(Low Temp.) -30~100°C
 - VITON(Low Temp.) -30~100°C
 - EPDM(Low Temp.) -30~100°C
- Pressure Range: 0.2~99 Bar 100~300Bar
※ ≤20bar with UL certification
- Piping Selection:

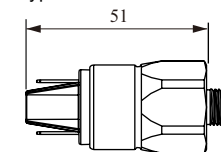
M10 * 1 Taper (Standard)	M10 * 1, M12 * 1.5
1/8" NPT, 1/4" NPT	1/8" PT, 1/4" PT
1/8" G, 1/4" G	
- Contact Model: NO, NC
- Substance Protection: IP00
- Pressure Switch Protection (optional): IP67(in NBR)
- Working expectancy: 1.5X10⁶ cycles (in 50 bar)
- Frequency: 2Hz
- Tightening Torque of terminal screws: < 0.35Nm
- Weight: Terminal type—65g External type—65g
Socket type—68g

Dimension

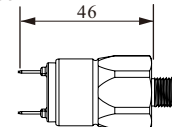
Terminal Type



Socket Type



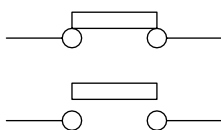
External Type



M10*1 taper M10 G 1/8" PT 1/8" NPT 1/8"	9mm	M12*1.5 G 1/4" PT 1/4" NPT 1/4"	12mm
-----------------------------------------------------	-----	------------------------------------------	------

Illustration of contact model

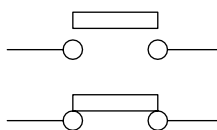
NO



Pressure is over threshold value,
contact point acts in circuit close

Pressure is under threshold value,
contact point acts in circuit open

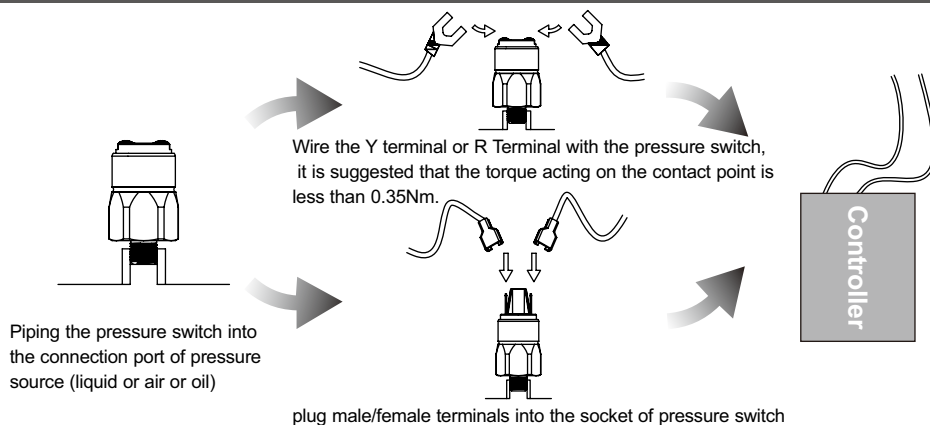
NC



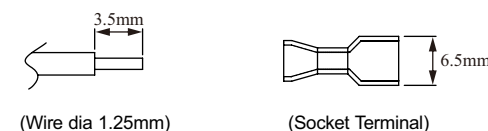
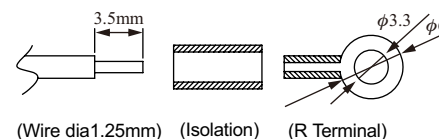
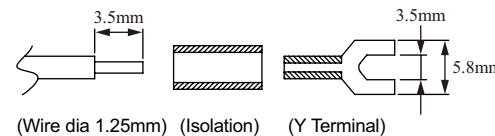
Pressure is over threshold value,
contact point acts in circuit open

Pressure is under threshold value,
contact point acts in circuit close

Installation



Terminal Types



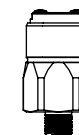
Tuning Instruction



Prepare a parallel screwdriver, to tune pressure value to be acted:



Turn clockwise:
To increase the setting pressure



Turn counter-clockwise:
To decrease the setting pressure

PS : It is suggested to seal the screw with glue to fix the tuning position to avoid changing of pressure value due to long-term operation.

FineTek Co., Ltd.

No.16, Tzuchiang St., Tucheng Industrial Park, New Taipei City 23678, Taiwan.
Tel: 886-2-22696789 Fax: 886-2-22686682
Email: info@fine-tek.com http://www.fine-tek.com

