

SCS162□ Series Mini Tuning Fork Level Switch Operation Manual



Description

SCS162□ tuning fork switch uses two wires power supply with 20~250、50/60 Hz Vac / Vdc. Product is suitable for the liquid with density more than 0.7 g/cm³ and viscosity between 1~10000 cSt. It also has compact size, which is suitable for applications with limited space. SCS162□ offers 3 options of plug connections: DIN 43650、Cable Connector、M12x1 Connector. Furthermore, the fork can be polished(Ra) to meet the requirements for particular industries like pharmaceutical and food processing. SCS162□ is equipped with magnetic test function. It can examine the functioning of the switch after the switch is installed.

Features

- ◎ Compact size, suitable for limited space.
- ◎ Wide range of power supply from 20~250 Vac/Vdc.
- ◎ 3 options of plug connections.
- ◎ Fork polished to users' standard for industries like pharmaceutical and food processing.
- ◎ Magnetic test to examine proper functioning of the switch.

1. Specification

Housing	Housing material	SUS 304
	Protection	IP 65 / IP67
	Torque on the hexagon	80 Nm
	Plug connection	DIN 43650 Cable Connector M12x1 Connector
Process connection	Connection	Clamp
	Material	SUS 316L
Tuning fork	Material	316L
	Length	Min. 40 mm
	Surface quality	Option
Weight	Total weight	Approx. 0.4 kg
Electronics	Power supply	50/60 Hz, 20~250 Vac/Vdc
	Output	Contactless electronic switch
	Internal current requirement	Approx. 3 mA
	Load current	Min. 10 mA, Max. 350 mA
	Vibrating frequency	Approx. 1KHz ± 10%
	Time delay	1~3 s since the measured material contacted
		1~3 s react to the measured material fall off
	Fail-safe	Min./Max. detecting mode by connection
	Status	Green LED-Power indicants Red LED-Switching status indicants
	Switching point	Vertical orientation: 12 ± 3mm from top of fork Horizontal orientation: 8 ± 1mm from fork centre
Ambient conditions	Magnetic testing	Place magnet nearby the testing spot to perform
	Overvoltage category	III
	Ambient temperature on the housing	-40~+80°C
	Storage and transport temperature	-40~+85°C
	Operating temperature	-40~+150°C
Product	Ambient damp	20%~80% RH non-condensed
	Operating pressure	Max. 40 Bar
	Viscosity	1~10000 cSt
	Density	Liquid: ≥0.7g/cm³

Recommended relay's type for different power supply.

Brand	Model	Voltage	Current
Omron	MY2N-J	24Vdc	46
	MY2N-J	24Vdc	10
	MY2N-J	100/110Vac	11
	MKS2P	110Vac	21
	MK2PN-I	220Vac	11
Finder	62.33.8.230.0040	230Vac	10.5
	62.33.8.230.0040	230Vac	14
Panasonic	HP Service	220Vac	9.5
	HG Service	220Vac	14

2. Appearance

Types of SCS162□series as shown below:

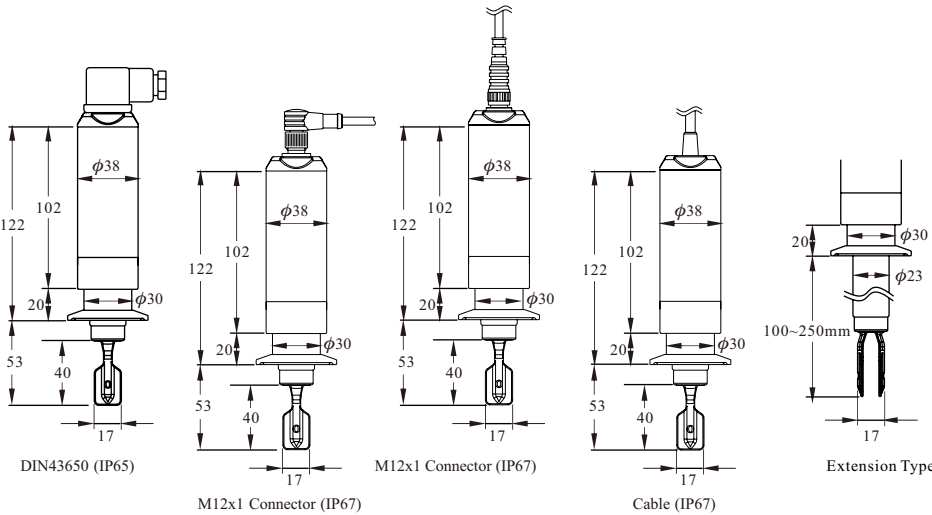


Figure 1 sizes and plug connections

3. Wiring

Power supply is AC/DC sharing. Two wires are connected with relay output(L+/N-). Please see Figure 2.

- ◎ **Low(Min.) Mode:** number 1 pin(Brown) is connected to N-, No.2 pin(Black) is connected to L+ with Relay. No.4 pin(Yellow Green) goes to ground.
- ◎ **High(Max.)mode:** No. 1 pin(Brown) is connected to N-, No.3 is connected to No. 2 pin(Black) to L+ with Relay . No.4 pin(Yellow Green) goes to ground.

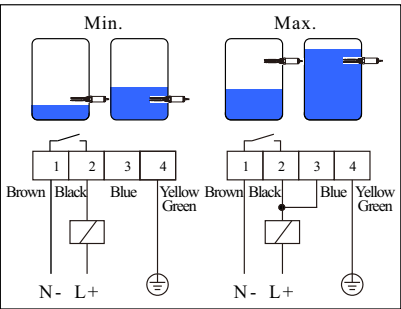
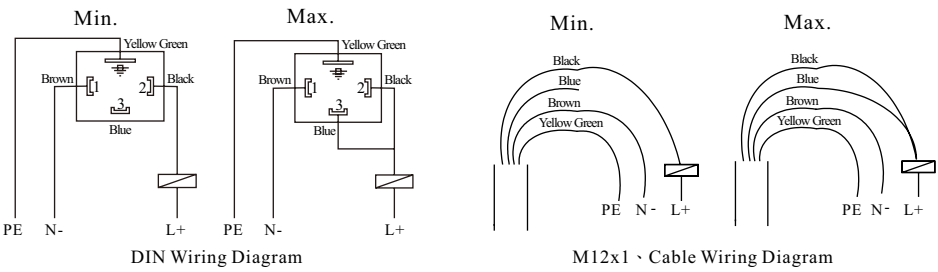


Figure 2 Two wires wiring



4. Fork Sensing Spot

SCS162□ fork sensing spot is shown as Figure 3 below. Considering testing medium is water(S.G.=1 g/cm³), sensing spot is at the fillister about 23mm from the tip. If testing medium has S.G. lower than 1g/cm³, sensing spot would be above the fillister. In contrast, sensing spot will be below the fillister.

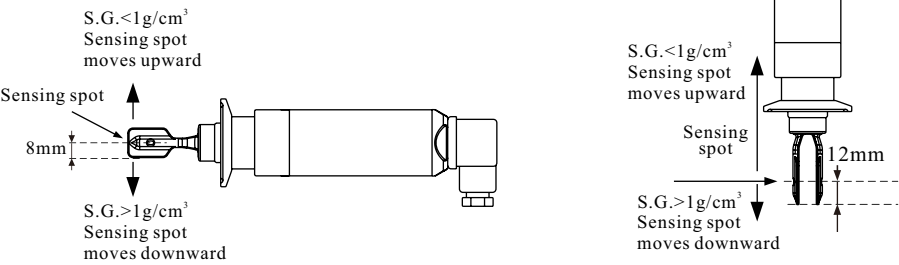


Figure 3 Fork Sensing Spot

5. Output Status

The power supply of SCS162□ series is 2-wire wiring. Relay output is connected in series with power input (L+/N-). 2 modes Min/Max are available based on the pins connected. When powered 20-250, 50/60 Hz Vac/Vdc, the green power indicator(LED) on top of the housing will be on. Please refer to the following for details.

- ◎ **Low(Min.) Mode:** Tuning fork switch will be actuated 3 seconds after the power is on. Relay is NC and red LED indication is off. When tuning fork is covered by testing medium, vibration stops and relay becomes NO. Red LED indication is on.
- ◎ **High(Max.) Mode:** Tuning fork switch will be actuated 3 seconds after the power is on. Relay is NO and red LED indication is on. When tuning fork is covered by testing medium, vibration stops and relay becomes NC Red LED indication is on.
- ◎ Flashing red indicates abnormal: Possible causes overloads or short-circuit load back, equipment malfunction or wear tuning fork probe.

	Min. Mode		Max. Mode		
Level					Instrument failure
Contactless electronic switch	Switch open	Switch closed	Switch closed	Switch open	Switch open
Red LED					

It represents Blinking

Figure 4 Min./ Max. Mode

6.Magnetic Test

After the switch is installed and powered, magnetic test function can be performed accordingly. The testing point is marked on the housing label. User holds the magnet and moves it close to testing point, the output status will switch from NO. to NC. or NC to NO. and red LED would switch ON or OFF while fork continues to vibrate. When magnet is pulled away from the testing point, the output status and red LED would return as default while fork continues to vibrate. The purpose of testing is to confirm the wiring and functioning are correct.

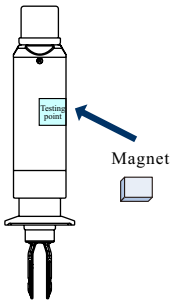
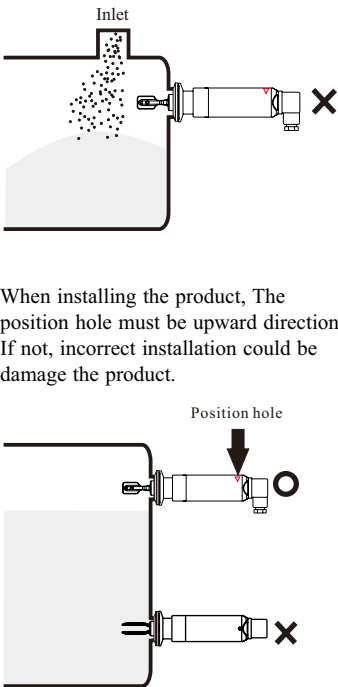


Figure 5 Magnetic Test Diagram

7.Installation

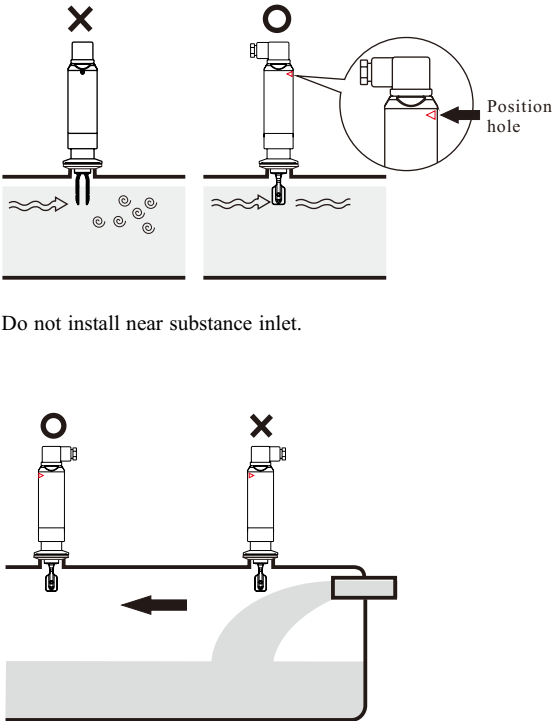
Horizontal Installation:

- Can be applied in viscosity, powder, and liquid. Do not install near substance inlet.
- When installing the product, The position hole must be upward direction. If not, incorrect installation could be damage the product.



Vertical Installation:

- Opening of the two fork blades is to be as the flow direction.
- Do not install near substance inlet.



**FineTek Co.,Ltd.**  
No.16, Tzu-chiang St., Tucheng Industrial Park, New Taipei City 23678, Taiwan.  
Tel: 886-2-22696789 Fax: 886-2-22686682  
Email: info@fine-tek.com http://www.fine-tek.com



08-SCS162X-B8-EM,12/11/2018

